

## Profesional Activ Form Cup Type, FFP2 NR Activated Carbon Filtering Half Mask With Valve

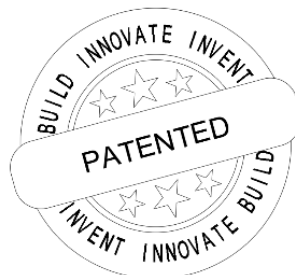


PRODUCT CODE: BM 022 PRO X AC FFP2 NR

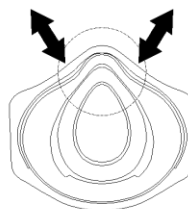
### PRODUCT DESCRIPTION

**Profesional filtering respiratory mask** provides effective respiratory protection in industrial environments where workers are exposed to non-volatile solid and/or liquid particles (dusts, mists, fumes). The sealing enhancer Pro Holder is made of flexible plastic. Pro holder is designed for multiple use and washing. There is also an adjustable elastic headband for the comfort and safety of the user. The interchangeable mask body, cup shape and activ form automatically adapt to the face. In addition, there is a soft Mask Sealing Pad between the nose and the mask body for the comfort of the user and for use with glasses. The exhalation valve allows the user to evacuate the moisture and CO<sub>2</sub> without increasing breathing resistance.

**BLN ACTIVATED CARBON MASKS** protect the health of the user by keeping the gases harmful to human health in the working environment. With the dense and homogeneous structure of the BLN carbon filter layer, the user is protected from irritating odor, welding fume and chemical gas/vapour below the permissible limit values.

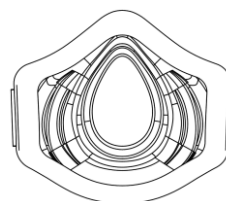


### BM 022 PRO X AC TECHNICAL CONDITIONS



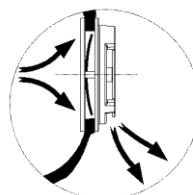
#### ActivForm

Automatically fits to the face. No manual Adjustments by the user are necessary.



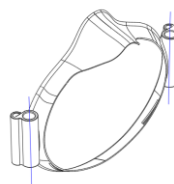
#### Mask Sealing Pad

The flexible Mask Sealing Pad improves fit and provides optimum wearing comfort.



#### Exhalation valve

Starts to open even at low exhalation pressure and significantly reduces moisture and heat inside the mask.




**Changeable mask filter body holder element for a professional**

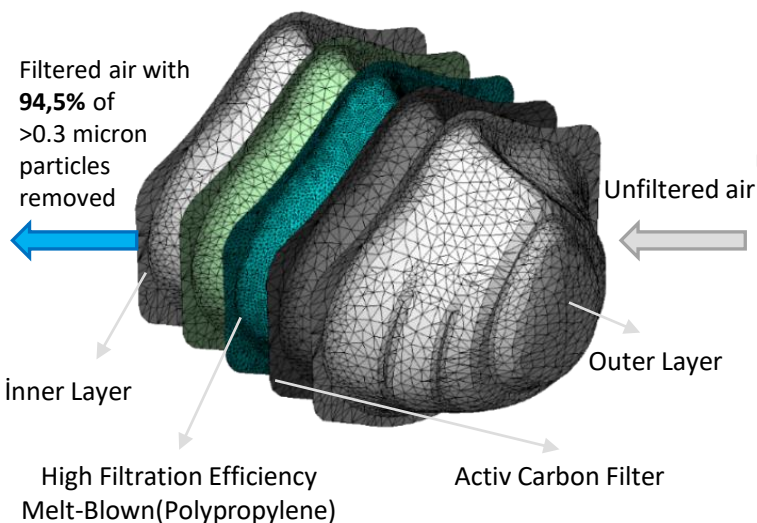
**NR  
(Non Reusable)**

#### Single Use.

Comfortable and durable throughout the whole shift.



## Profesional Activ Form Cup Type, FFP2 NR Activated Carbon Filtering Half Mask With Valve



### Applications

FFP2 disposable particulate respirators are approved for use against solid (non-oil) and liquid (oil) aerosols according to EN149:2001+A1:2009. They are suitable for protection from non-toxic harmful materials in concentrations up to 12xOEL or 12xAPF. (OEL = Occupational Exposure Limit, APF = Assigned Protection Factor.)


### Hazard Type

Fine dust, fumes, water and oil based mists/aerosols in areas up to 12 x OEL (Occupational Exposure Limit)

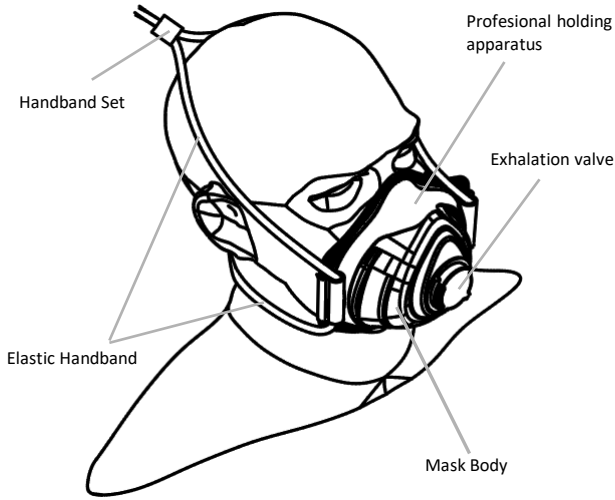
### Areas of Use

Against toxic dusts, e.g. aluminum oxide, bauxite, borax, brick dust, cellulose, metal, cement, coal Dust, gypsum, limestone, plaster of paris, pollen, portland cement, sucrose, sugar, brake dust, calcium oxide, china clay, concrete dust, cotton dust, granite, hay, lead dust and fume, particulate welding fumes (no heavy metal), silica, sodium hydroxide, wood dust (softwood), zinc oxide fume, copper, nickel, soot, pollen, house dust, pet hair in medical uses such as viruses, bacteria.





# Profesional Activ Form Cup Type, FFP2 NR Activated Carbon Filtering Half Mask With Valve



## Certification

### BLN ENDÜSTRİ SAN. ve TİC. LTD. ŞTİ.

FFP-masks meet the requirements of EN149:2001 +A1:2009 and are CE marked in accordance with the requirements of 2016/425(EU).

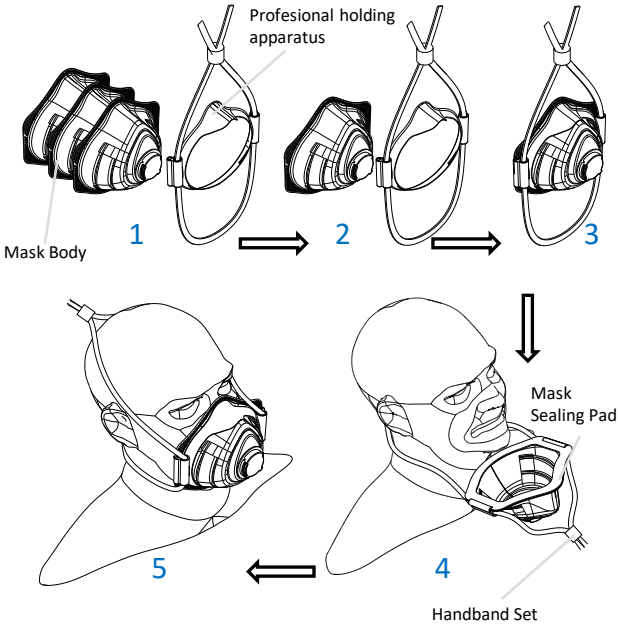
**MNA LABORATUVARLARI SAN. TİC. LTD. ŞTİ.** adress: Küçükbakkalköy Mah. Yenidoğan Cad. No:21 Ataşehir/İstanbul

Organism number 2841 is responsible for both type examination (Article 10) and monitoring of production (Article 11).

## Instructions For Use

The user has to be trained and instructed in wearing the mask.

- FFP masks do not protect against gases and vapours.
- The oxygen concentration of the ambient atmosphere should be at 19,5 % Volume.
- These respirators may not be used if the concentration type, and properties of contaminants in the ambient atmosphere are unknown or at dangerous levels.
- Respirators should be disposed if damaged, if the breathing resistance becomes high due to clogging, or at the end of a shift.
- Never tamper with, alter or modify the respirator.



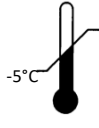
- 1) Assemble the mask body to the apparatus as shown in Figure 1 to Figure 3.
- 2) Wear the headband around your neck as shown in Figure 4.
- 3) Holding the headband set, attach it to the top of your head as shown in Figure 5
- 4) Adjust the sealing and tightness of the mask by setting the adjustment from the headband set
- 5) Check the facepiece seal before entering the working area through the test for leaktightness by breathing in and out deeply (in models equipped with an exhalation valve, close the valve with your palm). In case of detection of escapes of air, reposition the mask



-End of Shelf Life



-Maximum relative humidity of storage conditions



-Temperature range of storage conditions



-See information supplied by the manufacturer

**BLN ENDÜSTRİ SAN. ve TİC. LTD. ŞTİ.**

info@bln.com.tr

Tel : +90282 655 53 93

www.bln.com.tr

**Ulaş Mah. ASMA. sok. No: 34/A Ergene, 59870  
Tekirdağ, TÜRKİYE**