

## Premium Foldable, FFP3 NR Activated Carbon Filtering Half Mask With Valve



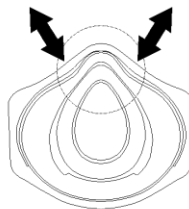
PRODUCT CODE: NBM 033 AC FFP3 NR

### PRODUCT DESCRIPTION

#### Premium foldable filtering face piece provides

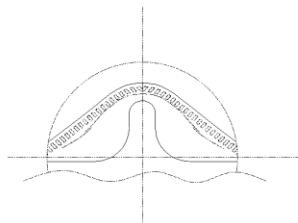
effective respiratory protection in industrial environments where workers are exposed to non-volatile solid and/or liquid particles (dusts, mists, fumes). With its premium new generation folding structure, the user's storage and ease of use has been brought to the highest level. When the product is taken out of its package, the active form compatible with every 3D face takes a conical shape. Activ form Automatically fit to the face, Headband made by two elastic straps, between the filter material and sealed soft inner pad on nose, Exhalation valve provides lower exhalation resistance and low levels of CO<sub>2</sub> and moisture in the mask, NR non reusable = single use, **BLN ACTIVATED CARBON MASKS** protect the health of the user by keeping the gases harmful to human health in the working environment. With the dense and homogeneous structure of the BLN carbon filter layer, the user is protected from irritating odor, welding fume and chemical gas/vapour below the permissible limit values.

### NBM 033 AC TECHNICAL CONDITIONS



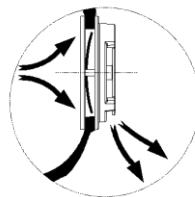
#### ActivForm

Automatically fits to the face. No manual Adjustments by the user are necessary.



#### Nose Seal

The flexible nose seal improves fit and provides optimum wearing comfort.



#### Exhalation valve

Starts to open even at low exhalation pressure and significantly reduces moisture and heat inside the mask.

#### NR (Non Reusable)


#### Single Use.

Comfortable and durable throughout the whole shift.

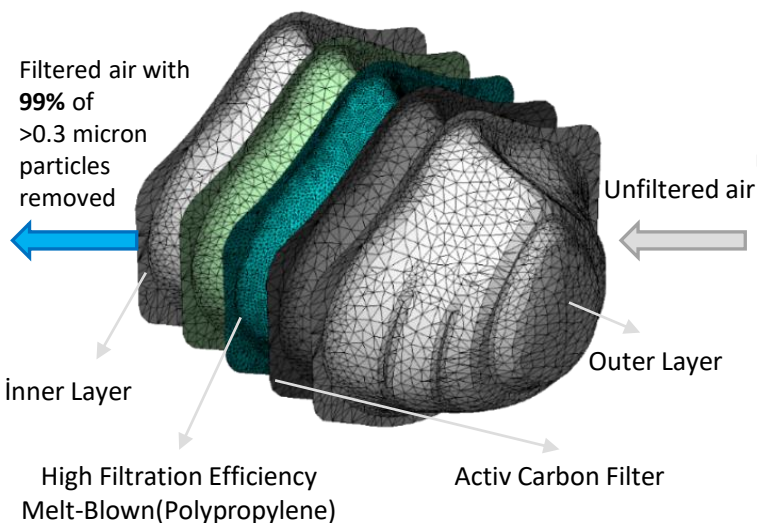


#### Premium Desing<sup>®</sup>

It is individually packaged. Suitable for work safety vending machines, fits in any pocket



## Premium Foldable, FFP3 NR Activated Carbon Filtering Half Mask With Valve



### Applications

FFP3 disposable particulate respirators are approved for use against solid (non-oil) and liquid (oil) aerosols according to EN149:2001+A1:2009. They are suitable for protection from non-toxic harmful materials in concentrations up to 50xOEL or 20xAPF. (OEL = Occupational Exposure Limit, APF = Assigned Protection Factor.)


### Hazard Type

Fine dust, fumes, water and oil based mists/aerosols in areas up to 50 x OEL (Occupational Exposure Limit)

### Areas of Use

Against toxic dusts, e.g. aluminum oxide, bauxite, borax, brick dust, cellulose, metal, cement, coal Dust, gypsum, limestone, plaster of paris, pollen, portland cement, sucrose, sugar, brake dust, calcium oxide, china clay, concrete dust, cotton dust, granite, hay, lead dust and fume, particulate welding fumes (no heavy metal), silica, sodium hydroxide, wood dust (softwood), zinc oxide fume, copper, nickel, soot, pollen, house dust, pet hair in medical uses such as viruses, bacteria.





# Premium Foldable, FFP3 NR Activated Carbon Filtering Half Mask With Valve



## Certification

### BLN ENDÜSTRİ SAN. ve TİC. LTD. ŞTİ.

FFP-masks meet the requirements of EN149:2001 +A1:2009 and are CE marked in accordance with the requirements of 2016/425(EU).

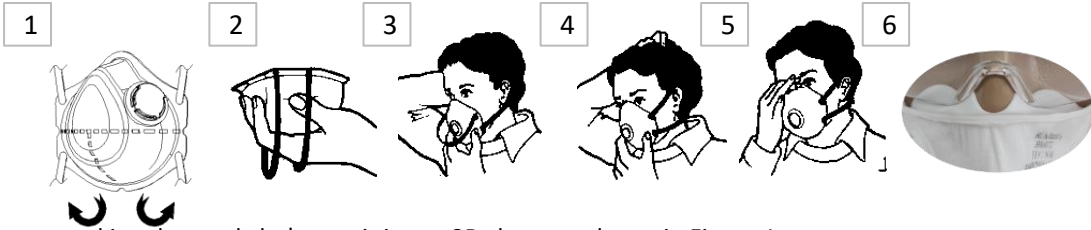
**MNA LABORATUVARLARI SAN. TİC. LTD. ŞTİ.**  
adress: Küçükbakkalköy Mah. Yenidoğan Cad.  
No:21 Ataşehir/İstanbul

Organism number 2841 is responsible for both type examination (Article 10) and monitoring of production (Article 11).

## PRODUCT CODE: NBM 033 AC FFP3 NR Instructions For Use

The user has to be trained and instructed in wearing the mask.

- FFP masks do not protect against gases and vapours.
- The oxygen concentration of the ambient atmosphere should be at 19,5 % Volume.
- These respirators may not be used if the concentration type, and properties of contaminants in the ambient atmosphere are unknown or at dangerous levels.
- Respirators should be disposed if damaged, if the breathing resistance becomes high due to clogging, or at the end of a shift.
- Never tamper with, alter or modify the respirator.



1. After unpacking the mask, let's turn it into a 3D shape as shown in Figure 1.
2. Hold the facepiece with the external convex part on your palm and the elastic straps under your hand hold the breathing apparatus as shown in figure 2.
3. Position the facepiece under your chin with the nosepiece upwards.
4. Position the lower elastic strap under your ears and the upper one on the top of your head. Check the facepiece seal before entering the working area through the test for leaktightness by breathing in and out deeply (in models equipped with an exhalation valve, close the valve with your palm). In case of detection of escapes of air, reposition the mask
5. When using with glasses, changing the nosepiece as in figure 6 prevents steam in the glasses.


**BLN ENDÜSTRİ SAN. ve TİC. LTD. ŞTİ.**

info@bln.com.tr


Tel : +90282 655 53 93

www.bln.com.tr

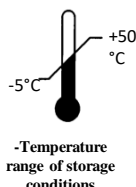
**Ulaş Mah. ASMA. sok. No: 34/A Ergene, 59870  
Tekirdağ, TÜRKİYE**



-End of Shelf Life



-Maximum relative  
humidity of storage  
conditions



-Temperature  
range of storage  
conditions



-See information  
supplied by the  
manufacturer